




Almost all of us like to use natural products and ingredients wherever possible. Some of us like the eco-friendly aspect of making our own natural household cleaning products; other people appreciate the financial savings that come from not paying shop prices for cleaning products

These pages offer some handy hints and natural cleaning recipes handed in from our office staff, cleaners, and customers - and taken from magazine articles also

| | | |
|--|--|---|
|  <p>Odours</p> | Freshen Carpets | <ul style="list-style-type: none"> • Sprinkle generously with Bicarbonate of Soda • Work into carpet with soft broom • Leave for 30 to 60 mins • Vacuum |
| | Room Deodoriser | <ul style="list-style-type: none"> • Leave a small bowl of white vinegar in the room overnight |
| | Garbage Bins | Place a cut lemon in the bottom, underneath the garbage bin liner |
| | Dissolving Cooking Smells | <ul style="list-style-type: none"> • Simmer a pan of water with a cinnamon stick or some orange peel, over a low heat • Leave until water has cooled |
| | Freshen Microwave | <ul style="list-style-type: none"> • Place a small bowl containing one cup of water and some lemon slices in centre of microwave • Microwave on high for 3 mins |
| | Removing Freezer Odours | <ul style="list-style-type: none"> • Wipe inside of freezer with a cloth, dampened with pure vanilla extract • Wipe down shelves with half and half mixture of white vinegar and water |
| | Removing Oven Odours | <ul style="list-style-type: none"> • Bake some orange peel in oven, at 180C for 15mins |
| | Make Your Own Carpet Deodoriser | <ul style="list-style-type: none"> • Mix up ¾ cup baking soda and 2 tablespoons cornstarch with ¼ cup perfumed talcum powder • Sprinkle of carpets • Leave for 15-30mins • Vacuum |
| | Freshen Bins | <ul style="list-style-type: none"> • Sprinkle some bicarbonate of soda into empty garbage bins before adding new liner |
|  <p>General Cleaning</p> | Removing Stains from Plastic Containers | <ul style="list-style-type: none"> • Sprinkle stains with bicarbonate of soda made into a thick paste with cold water • Leave for 30 – 40 mins • Wash |
| | Cleaning Stainless Steel Appliances | <ul style="list-style-type: none"> • Dip a damp cloth into powdered laundry detergent and wipe it over appliances until marks are gone • Buff with a soft cloth |
| | To Prevent Fingerprints on Stainless Steel after Cleaning | <ul style="list-style-type: none"> • Wipe appliances with a soft cloth, sprinkled sparingly with baby oil |

(note: please ensure you try any of these tips and hints in a small, discreet place on your surface you are cleaning, before proceeding to clean the entire area, to ensure it is suitable to the specific material you are cleaning)

| | | |
|--|---|---|
| | Removing Rust from Linoleum | <ul style="list-style-type: none"> • Sprinkle salt on the cut half of a lemon • Rub into stain |
| | Removing Coffee/Tea Stains from China Cups | <ul style="list-style-type: none"> • Rub stains with damp cloth dipped in bicarbonate of soda |
| | Clean Silverware | <ul style="list-style-type: none"> • Polish with soft cloth and bicarbonate of soda mixed with a dash of water |
| | Clean Rust off Chrome Appliances | <ul style="list-style-type: none"> • Crumple a small ball of aluminium foil (shiny side out) and rub |
| | Clean Stained Flower Vases | <ul style="list-style-type: none"> • Fill vase with warm water and two denture tablets • When fizzing stops, empty and rinse vase |
| | Cleaning Phones | <ul style="list-style-type: none"> • Wipe with cloth lightly dampened with eucalyptus oil |
| | Carpet Cleaner | <ul style="list-style-type: none"> • A Solution of one part vinegar and two parts water |
| | Removing New Pet Stains off Wool Carpets | <ul style="list-style-type: none"> • Mix ½ cup warm water with ½ cup WoolMix • Lightly scrub with soft scrubbing brush or cloth |
| | Cleaning Mirrors | <ul style="list-style-type: none"> • Make a pot of strong tea and allow to cool • Pour into an atomiser bottle and spray mirrors • Crumple a sheet of newspaper and wipe mirror dry |
| | Clearing clogged up Drains | <ul style="list-style-type: none"> • Pour one cup baking soda and 1 cup vinegar down drain • Wait 5 mins then flush drain with two litres of boiling water |
| | Make you own Toilet Cleaner | <ul style="list-style-type: none"> • Mix ¼ cup baking soda, ¼ cup liquid detergent and ¼ cup warm water and apply with toilet brush |
|  <p>Outdoor Cleaning</p> | Driveway Stains | <ul style="list-style-type: none"> • Sprinkle bicarbonate of soda, or sawdust on oily spots (make sure spots are wet) • Scrub with stiff brush until the oil mixes with the powder, so that it can be wiped off |
| | Cleaning Patio Bricks or Slabs | <ul style="list-style-type: none"> • Liberally douse the area with a mixture of ½ cup bleach and 2 litres of water, • Scrub with stiff broom |
| | Removing Decals from Windows | <ul style="list-style-type: none"> • Spread some mayonnaise over the spot • Scrape with a plastic card |

(note: please ensure you try any of these tips and hints in a small, discreet place on your surface you are cleaning, before proceeding to clean the entire area, to ensure it is suitable to the specific material you are cleaning)